



Water levels in tanks, reservoirs, stock ponds and canals are often important to daily management decisions, but may be costly and time consuming to track. Water Level Monitoring provides managers and staff with up-to-date information on supply conditions.

The **WLM-CELL** Package* provides water level readings every 15 minutes, ideal for time-critical decisions such as opening a valve or shutting off a pump in response to high or low water levels, in addition to long-term management decisions about equipment and labor.



* Mast not included.

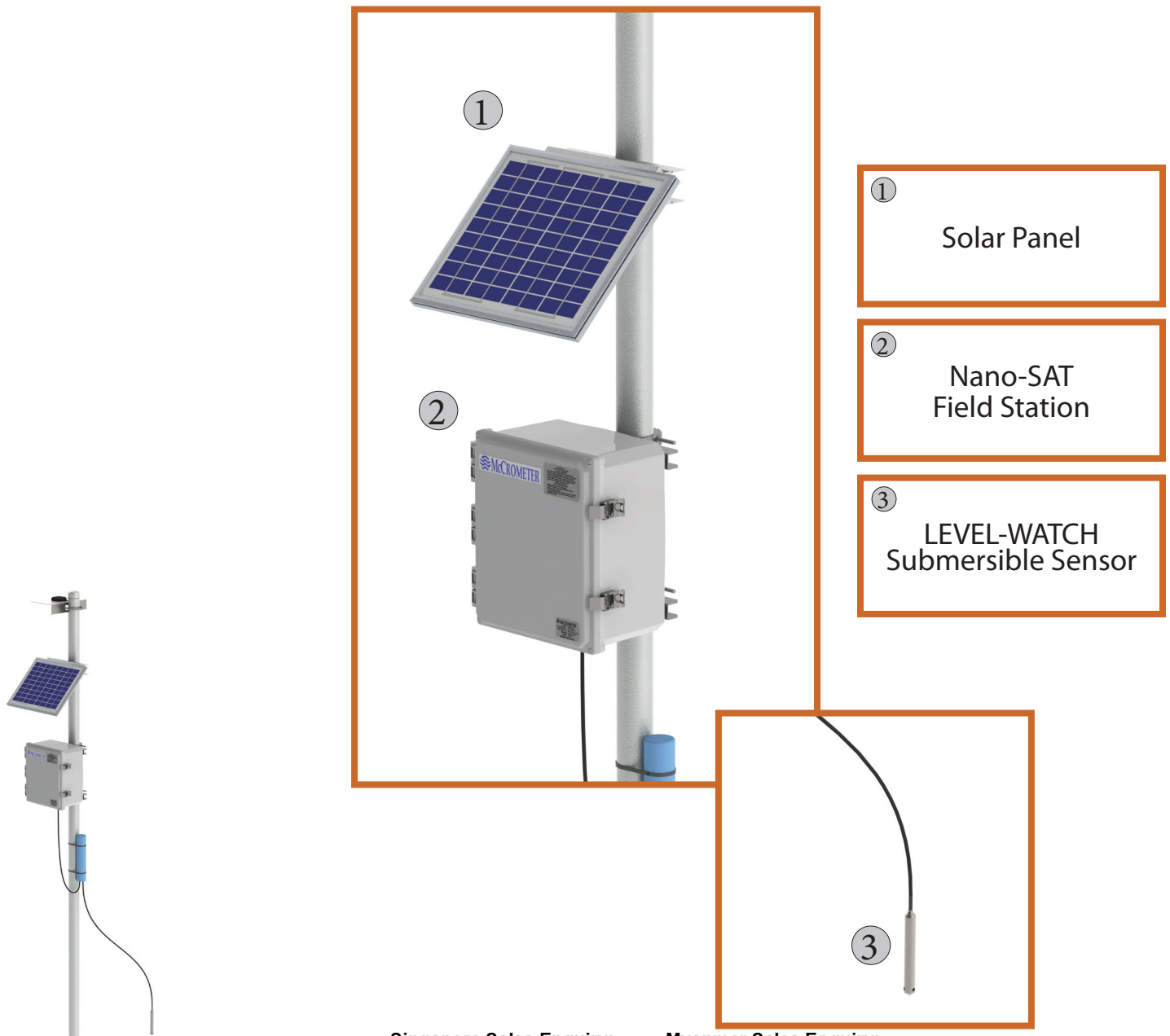
Singapore Sales Enquiry:
Email: sales@pipeline.com.sg
Tel: (65) 6570 0310

Myanmar Sales Enquiry:
Email: sales@pipeline-mm.com
Tel: (95) 9509 5758



Water levels in tanks, reservoirs, stock ponds and canals are often important to daily management decisions, but may be costly and time consuming to track. Water Level Monitoring provides managers and staff with up-to-date information on supply conditions.

The **WLM-SAT** Package* provides water level readings every two hours, ideal for decisions involving equipment logistics, labor deployment and scheduling water orders and deliveries.



* Mast not included.

Singapore Sales Enquiry:
Email: sales@pipeline.com.sg
Tel: (65) 6570 0310

Myanmar Sales Enquiry:
Email: sales@pipeline-mm.com
Tel: (95) 9509 5758

